

मध्याह्न भोजन योजना  
Mid Day Meal Scheme

**1<sup>ST</sup> HALF YEARLY MONITORING REPORT OF**

**INDIAN INSTITUTE OF EDUCATION, PUNE**  
**(Monitoring Institution)**

**ON**

**MID DAY MEAL SCHEME**

**FOR U. T. OF DADRA AND NAGAR HAVELI**

**PERIOD**

**1<sup>ST</sup> OCTOBER, 2011 TO 31<sup>ST</sup> MARCH 2012**

---

**Districts Covered**

---

**Dadra and Nagar Haveli**

# Contents

<b>Sr. No.</b>	<b>Title</b>	<b>Page No.</b>
	Acknowledgement	3
1	Chapter 1: General Information	4
2	Chapter 2: District Summary of the School Report of MDM	7
3	Chapter 3: Half Yearly Monitoring Report of MDM for District 1. Dadra and Nagar Haveli	10
4	School List with DISE Code and Selection Criteria	23

## **Acknowledgement**

The Union Territory of Dadra and Nagar Haveli comprising 72 villages including Silvassa and Amlia, the Census Town, form a single district and single tahsil Union Territory. This report has been prepared for the Union Territory of Dadra and Nagar Haveli reporting the progress of Mid-day meal programme in U.T. of Dadra Nagar Haveli up to March, 2012. This report has been prepared on basis of the data collected from 40 schools that have been selected on the basis of criteria given by the Govt. of India.

We are grateful to Shri Manojkumar Sahoo (IAS), Collector and Chairman of SSA of U.T. of Dadra and Nagar Haveli, Shri K.S. Chandrashekhar, Chief Executive Officer and State Project Director, Sarva Shiksha Abhiyan, Union Territory of Dadra and Nagar Haveli, Shri. Jayeshbhai Bhandari, District Education Officer (Academic), Shri. Nitin Gandhi, District Education Officer (Admin) and many other officials and individuals at the district level who extended immense co-operation in the monitoring work. Ms. Arati Godase, District Project Coordinator, Dr. Satish Patel, Coordinator, BRC and respective CRCCs extended great co-operation with respect to the actual visits to the schools. The Chairperson of SMCs and the headmasters and the head teachers at village level were very helpful.

We are grateful to the Honorable Chairman and Honorable Member Secretary, BoT, IIE for inspiring us to undertake this study and made valuable suggestions from time to time.

We thank all those who have helped us in this field study directly or indirectly. We are grateful to them all.

**Pune**  
**14<sup>th</sup> April, 2012**

**B.M. Naikare**  
**Nodal Officer of M.I**  
**&**  
**Coordinator SSA & MDM Monitoring**

**1<sup>st</sup> Half Yearly Monitoring Report of  
Indian Institute of Education, Pune  
on MDM for U.T. of DADRA & NAGAR HAVELI  
for the period from 1<sup>st</sup> October, 2011 to 31<sup>st</sup> March, 2012**

**Chapter 1: General Information**

<b>Sr.No.</b>	<b>Information</b>	<b>Details</b>
1.	Period of the report	1 <sup>st</sup> October, 2011 to 31 <sup>st</sup> March,2012
2.	No. of Districts allotted	01
3.	District's name	Dadra and Nagar Haveli
4.	Month of visit to the Districts / Schools	(District 1) Dadra and Nagar Haveli 20-27 March 2012
5.	Total number of elementary schools in the districts covered by MI	(District 1) Dadra and Nagar Haveli Primary- 296 Upper Primary- 127
6.	Number of elementary schools monitored	(District 1) Dadra and Nagar Haveli Primary- 27 Upper Primary- 13
7.	<b>Types of school visited</b>	
a)	Special training centers (Residential)	U.T have not yet started
b)	Special training centers (Non Residential)	U.T have not yet started
c)	Schools in Urban areas	3
d)	School sanctioned with civil works in current year	2
e)	School from NPEGEL Blocks	Not applicable
f)	Schools having CWSN	3
g)	School covered under CAL programme	3
h)	KGBVs	1
8.	Number of schools visited by Nodal Officer of the Monitoring Institute	10
9.	Whether the draft report has been shared with the SPO : YES / NO	As suggested in ToR (5.II) the draft report was sent SPO on 14 <sup>th</sup> April 2012 by speed post. But did not receive any communication regarding the date for sharing or any comment.
10.	After submission of the draft report to the SPO whether the MI has received any comments from the SPO: YES / NO	awaited

11.	Before sending the reports to the GOI whether the MI has shared the report with SPO: YES/NO	—
-----	---	---

## 12. Selection procedure for schools.

As per the Terms of Reference for Monitoring of SSA and MDM Programme by the Monitoring Institutes (2010-12), the following procedure was carried out for the selection of 40 schools in the district.

The U.T. authorities were approached by the monitoring institute and they were informed about the monitoring work assigned to the said institute. Similarly, the selection criteria fixed by the SSA and MDM authorities at the national level were communicated to them, along with the monitoring visit plan for the district. The U.T. authorities were requested to instruct the district authorities about the same and also to provide necessary information and arrangements. Accordingly the correspondence and discussion on telephone with DPO was started. A visit plan along with selection criteria of the schools was sent well in advance to the DPO.

Before conducting a visit, a meeting was organized at the district headquarters with the help of the district authorities to select the schools. This meeting was attended by the District authorities, BRC coordinator, CRCCs working at the district and block and field investigators. The list of 40 schools prepared by the BRCCs and CRCCs and visit plan was discussed with the District Education Officer and finalized.

The selection of schools was done as per the criteria given by GoI. However, it was realized during the monitoring visits that for some schools, more than one criterion were applicable. In such cases the respective school was assessed on all applicable criteria.

## 13. Selection Criteria for Schools

As suggested in the ToR the selection of 40 schools to be visited was made on the basis of the given criteria.

- (a) Higher gender gap in enrolment
- (b) Higher proportion of SC/ST students
- (c) Low retention and higher dropout rate
- (d) The school has a minimum of three CWSN

- (e) The habitation where the school is located at has sizeable number of out of school children
- (f) The habitations where the school is located at witnesses in-bound and out-bound seasonal migration
- (g) The ward/ unit of planning where the school is located at is known to have sizeable number of urban deprived children
- (h) The school is located in a forest or far flung area
- (i) The habitation where the school is located at witnesses recurrent floods or some other natural calamity
- (j) School covered under CAL Programme
- (k) School sanctioned with civil works in current year.
- (l) School from NPEGEL blocks.
- (m) KGBV

## Chapter 2

### District Summary of the School Report of MDM

In the previous year 2010-11, food grains, pulses, condiments and cooking cost to all schools were supplied by the district authority of Dadra and Nagar Haveli. The schools had a cook and helper to cook and serve the food. In June, 2011, a policy decision was taken by U.T. of Dadra and Nagar Haveli authorities to provide a cooked mid-day meal through a single agency/contractor. They had given a contract to Nimit Foundation, a registered trust from Valsad district of Gujarat State to supply cooked meal to all schools.

As some time was required to establish an infrastructure for this purpose, the Nimit Foundation continued with the earlier system of mid-day meal. Hence, since June 2011 schools were getting food grains, pulses condiments and cooking cost from Nimit Foundation instead of district authorities of U.T. of Dadra Nagar Haveli.

The infrastructure for central kitchen was ready by January, 2012 and since then a cooked food is being supplied to all schools. **The present report is based on the observations and information provided for the two separate period from June 2011 to January 2012 (i.e. when the earlier system of cooking at every school was followed)** and since February 2012 (i.e. when cooked food was provided.)

As the present system of providing cooked food is recently introduced, it will require few more days to get it established. Then only it will be worthwhile to evaluate and make analytical remarks. However, the M.I has observed a few lacunas in the system at a quick glance for which the solutions may need to be worked out. One open tempo distributed the meals to average 8-10 schools. It was observed on a same route on an average it used to take 3 to 4 hours to reach the last school. The first school received food at around 11.00 am well before lunch and last school at 3 pm. So the last few schools used to receive the meals well after the lunch time ie 1.30 pm. It was observed especially in kilvani patelad that the students from these schools used to wait for food and some of them used to go home for lunch. It shows that the basic purpose of providing mid-day meal was defeated.

Further more only first few schools used to get hot meals and the last schools used to get food around 3.30 pm which was cooked early in the morning. During hot climate the food may get spoiled by 3.30 pm, which may be harmful for health of children.

The vessels used by the contractor were not designed to keep food hot. The helpers who were providing food at the schools were not clean, well dressed and maintaining hygienic practices while carrying food. The observations of the MI clearly indicate that the distribution system of cooked food needs to be improved.



Cooked meal is distributed by open tempo



Helpers carrying food: Not well dressed and clean





Centralize kitchen: Equipped with modern machinery for preparing the food




Centralize kitchen: Vegetables cleaned for next day

## Chapter 3

### HALF YEARLY MONITROING REPORT OF MDM For District 1: U.T. of Dadra and Nagar Haveli

(i)	Period of the Report	01-10-2011 to 31-03-2012
(ii)	Date of visit to the District/Schools	20-03-2011 to 27-03-2012.

#### At school Level

<b>1. REGULARITY IN SERVING MEAL:</b>									
<b>Whether the school is serving hot cooked meal daily? If there was interruption, what was the extent and reasons for the same?</b>									
<p>40 schools selected on the basis of criteria given by the Govt. of India were visited during 20-27 March 2012. Since February 2012 cooked meal is being served by the Centralize Kitchen. No interruption was found in any of these schools.</p> <p>Table.1.1 Regularity in serving meal</p> <table border="1"><thead><tr><th>Response</th><th>No. of schools</th><th>%</th></tr></thead><tbody><tr><td>Yes</td><td>40</td><td>100</td></tr><tr><td>No</td><td>00</td><td>00</td></tr></tbody></table>	Response	No. of schools	%	Yes	40	100	No	00	00
Response	No. of schools	%							
Yes	40	100							
No	00	00							
									
Result of packing hot rice: Solid and hard rice in shape of utensil									



Cooked rice heap needs to be broken for serving

**2. TRENDS:**

**Extent of variation (As per school records vis-à-vis actual position/status on the day of visit)**

Sr No	Details	Boys	Girls	Total
1.	Enrollment	3298	3194	6492
2.	No of children opted for Mid-day-Meal	3298	3194	6492
3.	No. of children attending the school on the day of visit	2878	2861	5739
4.	No. of children availing MDM as Per MDM Register	2681	2630	5311
5.	No. of children actually availing MDM on the day of visit	2681	2630	5311
6.	No. of children availing MDM on the previous day	2457	2376	4833

All children 6492 (Boys 3298 & Girls 3194) enrolled in the school opted for Mid-day-Meal. Total 5739 children (Boys 2878 & Girls 2861) were present on the day of visit. Except the CPS Silvassa, 428 (Boys-197 & Girls-231) has not taken MDM on the day of visit, no variation was noticed between the number of children opted for MDM as per MDM register and actual number of children consumed Mid-day-Meal on the day of visit. 81.81 percent of children had taken MDM on the day of visit and 74.45 percent of children had taken MDM on the previous day of visit.

<b>3. *</b>	<b>REGULARITY IN DELIVERING FOOD GRAINS TO SCHOOL LEVEL:</b>									
	<b>(i) * Is school/implementing agency receiving food grains regularly? If there is delay in delivering food grains, what is the extent of delay and reasons for the same?</b>									
	<p>Since 13<sup>th</sup> June 2011 to 31<sup>st</sup> January 2012 all schools (100%) received food grains regularly. At present cooked meal is being served by the agency hence not applicable.</p> <p>Table.3.1 Delay in receiving food grains</p> <table border="1"> <thead> <tr> <th>Response</th> <th>No. of schools</th> <th>%</th> </tr> </thead> <tbody> <tr> <td>Yes</td> <td>00</td> <td>00</td> </tr> <tr> <td>No</td> <td>40</td> <td>100</td> </tr> </tbody> </table> <p>This item is not applicable for the present system</p>	Response	No. of schools	%	Yes	00	00	No	40	100
Response	No. of schools	%								
Yes	00	00								
No	40	100								
<b>*</b>	<b>(ii) Is buffer stock of one-month's requirement maintained?</b>									
	Since 13 <sup>th</sup> June 2011 to January 2012 the supply of foods grains was made regularly to all schools. At present cooked meal is being served by the agency.									
<b>*</b>	<b>(iii) Is the quantity of food grain supplied was as per the marked/indicated weight?</b>									
	It was reported that the quantity of food grains supplied to them up to January 2012 was as per the weight indicated on bags in all schools (100%).									
<b>*</b>	<b>(iv) Is the food grain delivered at the school?</b>									
	Cooked meal is being served by the agency hence not applicable for the present system.									
<b>*</b>	<b>(v) Is the quality of food grain good?</b>									
	It was reported the quality of food grain was good in all schools. At present cooked meal is being served, hence not applicable for the present system.									
<b>4.*</b>	<b>REGULARITY IN DELIVERING COOKING COST TO SCHOOL LEVEL:</b>									
<b>*</b>	<b>(i) Is school/implementing agency receiving cooking cost in advance regularly? If there is delay in delivering cooking cost, what is the extent of delay and reasons for it?</b>									
	It was reported, since June 2011 all schools had received lump sum amount as an advance for vegetables. Final bill was received after a gap of 2/3 months. At present cooked meal is being served by the agency hence not applicable for the present system.									

*	<b>(ii) In case of delay, how school/implementing agency manages to ensure that there is no disruption in the feeding programme?</b>																								
	The school head master sometimes has purchased groceries like vegetables from his own pocket or on credit from local shopkeeper and ensured the continuity of the feeding programme. At present cooked meal is being served by the agency hence not applicable for the present system.																								
*	<b>(iii) Is cooking cost paid by Cash or through banking channel?</b>																								
	<p>Since 13<sup>th</sup> June 2011 to 31<sup>st</sup> January 2012 cooking cost was paid by cash.</p> <p>Table.4.1. Payment of cooking cost</p> <table border="1" data-bbox="328 674 895 801"> <thead> <tr> <th>Mode of payment</th> <th>No. of schools</th> <th>%</th> </tr> </thead> <tbody> <tr> <td>Cash</td> <td>40</td> <td>100</td> </tr> <tr> <td>Bank</td> <td>00</td> <td>00</td> </tr> </tbody> </table> <p>At present cooked meal is being served by the agency hence not applicable for the present system.</p>	Mode of payment	No. of schools	%	Cash	40	100	Bank	00	00															
Mode of payment	No. of schools	%																							
Cash	40	100																							
Bank	00	00																							
<b>5.</b>	<b>SOCIAL EQUITY:</b>																								
	<b>i) Did you observe any gender or caste or community discrimination in cooking or serving or seating arrangements?</b>																								
	<p>No discrimination of any kind was observed in any school. Most of the children and cooks and helpers were from ST community. This could be the reason that we did not observe any discrimination.</p> <p>Table.5.1. Social Equity: Discrimination observed</p> <table border="1" data-bbox="328 1245 1054 1435"> <thead> <tr> <th></th> <th>No of schools</th> <th>Yes</th> <th>%</th> <th>No</th> <th>%</th> </tr> </thead> <tbody> <tr> <td>Cooking</td> <td>40</td> <td>00</td> <td>00</td> <td>40</td> <td>100</td> </tr> <tr> <td>Serving</td> <td>40</td> <td>00</td> <td>00</td> <td>40</td> <td>100</td> </tr> <tr> <td>Sitting</td> <td>40</td> <td>00</td> <td>00</td> <td>40</td> <td>100</td> </tr> </tbody> </table>		No of schools	Yes	%	No	%	Cooking	40	00	00	40	100	Serving	40	00	00	40	100	Sitting	40	00	00	40	100
	No of schools	Yes	%	No	%																				
Cooking	40	00	00	40	100																				
Serving	40	00	00	40	100																				
Sitting	40	00	00	40	100																				
	<b>ii) What is the system of serving and seating arrangements for eating?</b>																								
	It was observed that the students used to sit at school verandah for eating. The cook and helper were serving the food. Then all children use to recite a prayer and then they consume the meals.																								



MDM: No discrimination observed



Delayed distribution by tempo: Waiting children

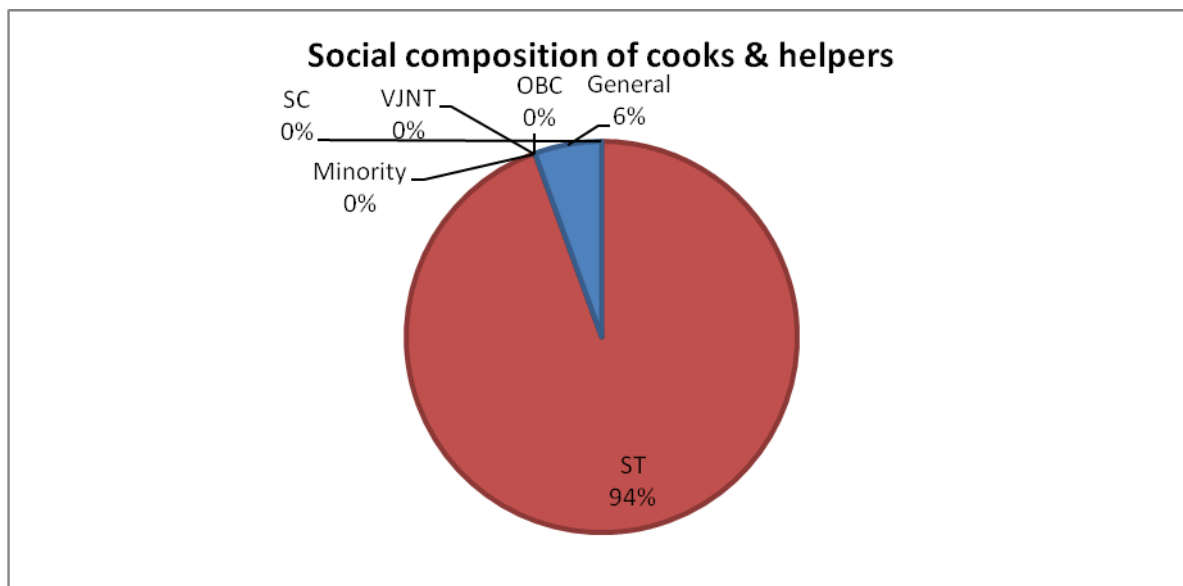
<b>6.</b>	<b>VARIETY OF MENU:</b>									
*	<b>i) Has the school displayed its weekly menu at a place noticeable to community, and is it able to adhere to the menu displayed?</b>									
	<p>This item is not applicable for the present system. Cooked food is being provided even then it was noticed that most of the schools had displayed menu at a place noticeable to community.</p> <p>Table.6.1. Display of menu at a noticeable place</p> <table border="1"> <thead> <tr> <th>Response</th> <th>No. of schools</th> <th>%</th> </tr> </thead> <tbody> <tr> <td>Yes</td> <td>23</td> <td>57.5</td> </tr> <tr> <td>No</td> <td>17</td> <td>42.5</td> </tr> </tbody> </table>	Response	No. of schools	%	Yes	23	57.5	No	17	42.5
Response	No. of schools	%								
Yes	23	57.5								
No	17	42.5								
	<b>ii) Who decides the menu?</b>									
	The District Authority had given prescribed menu to the contractor.									
<b>7.</b>	<b>(i) Is there variety in the food served or is the same type of food served daily?</b>									
	Variety in cooked food such as rice along with dal and vegetables or khichadi and vegetables were observed. Seasonal green vegetables were also found to be used in Mid-day Meal.									
	<b>(ii) Dose the daily menu include rice / wheat preparation, dal and vegetables?</b>									
	It was noticed that the daily menu was mainly rice or khichadi, dal and vegetables, as suggested in prescribed menu.									
<b>8.</b>	<b>QUALITY &amp; QUANTITY OF MEAL :</b>									
	<b>Feedback from children on</b>									
	<b>a) Quality of meal:</b>									
	Quality of food was found to be good.									
	<b>b) Quantity of meal:</b>									
	<p>The quantity of meal was found to be more than sufficient to each child.</p> <p>Table.8.2. Quantity of meal (% of schools)</p> <table border="1"> <thead> <tr> <th></th> <th>No. of schools</th> <th>%</th> </tr> </thead> <tbody> <tr> <td>Sufficient</td> <td>40</td> <td>100</td> </tr> <tr> <td>less</td> <td>00</td> <td>00</td> </tr> </tbody> </table>		No. of schools	%	Sufficient	40	100	less	00	00
	No. of schools	%								
Sufficient	40	100								
less	00	00								
	<b>c) {If children were not happy, please give reasons and suggestions to improve.}</b>									
	In all schools (100%) the children were happy with what they were served in their mid-day meal.									

<b>9.</b>	<b>SUPPLEMENTARY:</b>									
	<b>(i) Is there school Health Card maintained for each child?</b>									
	All schools (100%) had maintained a Health Identity Card for each child. Table.9.1. Availability of Health card <table border="1"> <thead> <tr> <th>Response</th> <th>No. of schools</th> <th>%</th> </tr> </thead> <tbody> <tr> <td>Yes</td> <td>40</td> <td>100</td> </tr> <tr> <td>No</td> <td>00</td> <td>00</td> </tr> </tbody> </table>	Response	No. of schools	%	Yes	40	100	No	00	00
Response	No. of schools	%								
Yes	40	100								
No	00	00								
	<b>(ii) What is the frequency of health check-up?</b>									
	The annual health check up was found to be conducted in all schools.									
	<b>(iii) Whether children are given micronutrients (Iron, folic acid, vitamin – A dosage) and de-worming medicine periodically?</b>									
	In none of the schools micronutrients and deworming medicines were given to the children.									
<b>10.</b>	<b>STATUS OF COOKS:</b>									
	<b>(i) Who cooks and serves the meal? (Cook cum helper appointed by the Department/VEC/PRI/Self Help Group/ NGO/Contractor)</b>									
	The cook and helper appointed in earlier system were working and the cook and helper appointed by the District Panchayat were serving the meal, cleaning the vessels.									
	<b>(ii) Is the number of cooks and helpers engaged in the school as per GOI norms?</b>									
	In earlier system in all schools District Panchayat had appointed a cook, helper, waterman and one sweeper on daily wages. At present four persons were engaged for this purpose in every school.									
	<b>(iii) What is remuneration paid to cooks cum helpers and mode of payment?</b>									
	In all schools cook, helper, waterman and sweeper appointed by District Panchayat on daily wages and the Nimit Foundation continued with the earlier system. The cook was paid Rs.80.30, helper Rs.73.80 and waterman Rs.73.80 as part-time wages. They were paid cash.									
	<b>(iv) Is the remuneration paid to cooks cum helpers regularly?</b>									
	The payment given to the cooks and helpers was found to be delayed by 15-20 days in every month.									



**(v) Specify the social Composition of cooks cum helpers? (SC/ST/OBC/Minority)**

Total 90 (20 men and 70 women) had been appointed in earlier system as a cook and helper in 40 sample schools. Nimit Foundation continued with the earlier system. Almost in all schools, cooks and helpers were from ST community. Only 5 were from other communities.



**11.\* INFRASTRUCTURE:**

**Is a pucca kitchen shed-cum-store:**

**i) Constructed and in use**

At present food cooked in centralize kitchen is being served in all schools. Except the 2 schools P.S. Choukipada and P.S Janathiyapada none of the schools visited had a separate Pucca Kitchen shed.

Table.11.1. Availability of pucca kitchen shed

Response	No. of schools	%
Yes	02	5
No	38	95

**ii) Scheme under which Kitchen sheds constructed -MDM/SSA/Others**

Cooked food is being served

**iii) Constructed but not in use (Reasons for not using)**

Cooked food is being served

**iv) Under construction**

Cooked food is being served

**v) Sanctioned, but construction not started**

Cooked food is being served

**vi) Not sanctioned**

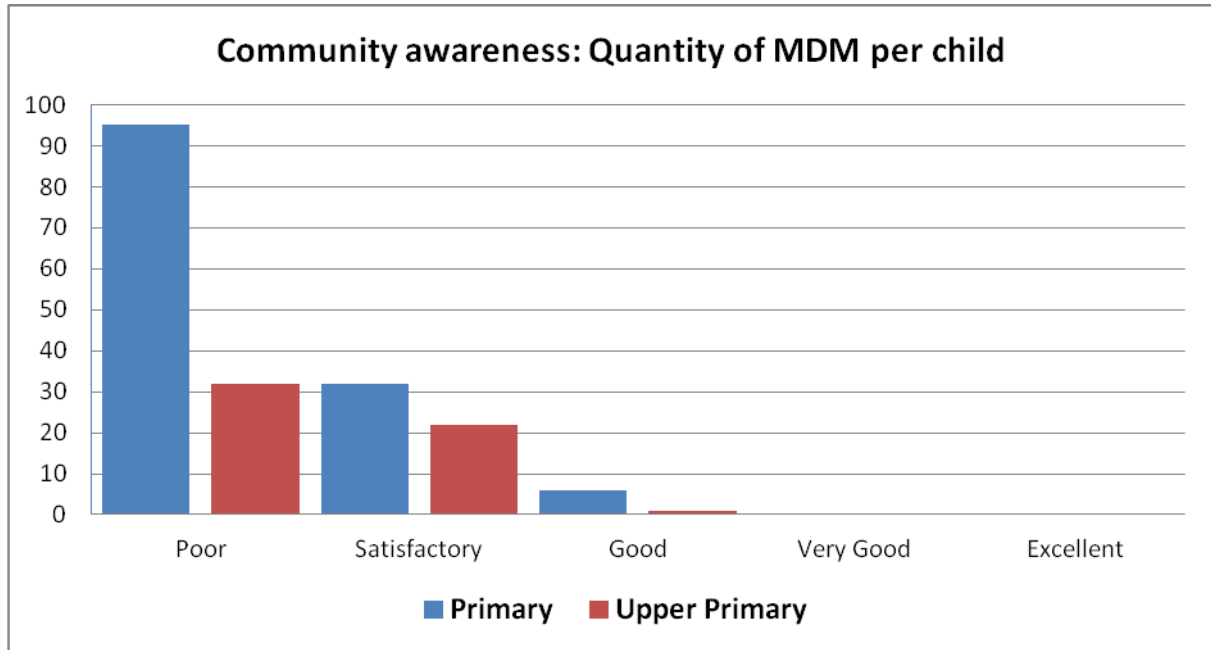
Cooked food is being served

**vii) Any other (specify)**

Cooked food is being served

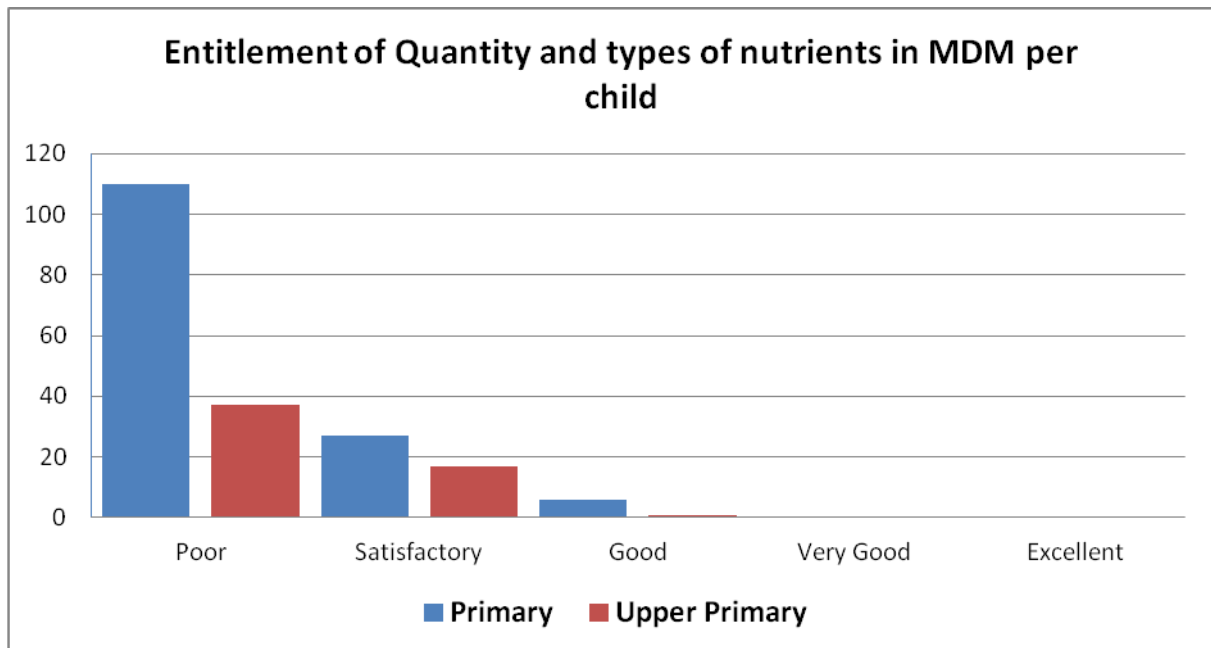
<b>12.*</b>	<b>In case the pucca kitchen shed is not available, where is the food being cooked and where the food grains / other ingredients are being stored.</b>
	At present cooked food is being served to all schools.
<b>13.</b>	<b>Whether potable water is available for cooking and drinking purpose?</b>
	All schools (100%) had potable water for cooking and drinking.
<b>14.*</b>	<b>Whether utensils are available for cooking food? If, available is it adequate?</b>
	All schools had an adequate utensil for cooking. It was found, that the District Panchayat of U.T. of Dadra and Nagar Haveli had provided plates to all children which is an exemplary.
<b>15.*</b>	<b>What is the kind of fuel used? (Gas based/firewood etc.)</b>
	This item is not applicable for the present system.
<b>16.*</b>	<b>SAFETY &amp; HYGIENE:</b>
	<b>i. General Impression of the environment, safety and hygiene:</b>
	At present cooked food is being served in all schools.
	<b>ii. Are children encouraged to wash hands before and after eating</b>
	It was observed in all schools, that students were encouraged to wash their hands before and after eating food.
	<b>iii. Do the children take meals in an orderly manner?</b>
	It was observed in all schools, that the children were taking meals in a disciplined manner.
	<b>iv. Conservation of water?</b>
	It was observed almost in all schools (100%) that the children were encouraged to use water carefully while washing hands and dishes.
	<b>v. Is the cooking process and storage of fuel safe, not posing any fire hazard?</b>
	At present cooked food is being supplied to all schools.

<b>17.</b>	<b>COMMUNITY PARTICIPATION AND AWARENESS:</b>																																		
	<b>i) Extent of participation by Parents / VECs / Panchayats / Urban bodies in daily supervision, monitoring, participation.</b>																																		
	<p>Daily supervision and monitoring of MDM by the parents and SMCs was found almost missing. Further it was noticed that in U.T. of Dadra and Nagar Haveli ST population is more than half of the total population and whole day they are busy in field or daily chores. The overall participation or contribution made by parents, VECs, Panchayats and urban bodies to improve quality of the meal was found poor in all schools.</p> <p>Table.17.1. Extent of parent/community participation (% schools)</p> <table border="1"> <thead> <tr> <th rowspan="2"></th> <th colspan="3">Parents</th> <th colspan="3">SMC/ community</th> </tr> <tr> <th>Good</th> <th>Fair</th> <th>Poor</th> <th>Good</th> <th>Fair</th> <th>Poor</th> </tr> </thead> <tbody> <tr> <td>Daily supervision</td> <td>2</td> <td>5</td> <td>33</td> <td>3</td> <td>9</td> <td>28</td> </tr> <tr> <td>Daily monitoring</td> <td>1</td> <td>5</td> <td>34</td> <td>1</td> <td>7</td> <td>32</td> </tr> <tr> <td>Daily participation</td> <td>1</td> <td>5</td> <td>34</td> <td>00</td> <td>2</td> <td>38</td> </tr> </tbody> </table>		Parents			SMC/ community			Good	Fair	Poor	Good	Fair	Poor	Daily supervision	2	5	33	3	9	28	Daily monitoring	1	5	34	1	7	32	Daily participation	1	5	34	00	2	38
	Parents			SMC/ community																															
	Good	Fair	Poor	Good	Fair	Poor																													
Daily supervision	2	5	33	3	9	28																													
Daily monitoring	1	5	34	1	7	32																													
Daily participation	1	5	34	00	2	38																													
	<b>ii) Is any roster being maintained by the community members for supervision of the MDM?</b>																																		
	It was found that out of 40 schools, in 03 schools (7.5%) roster was maintained by the community members for supervision of MDM, but very few of them use to come in school for supervising Mid-Day Meal.																																		
	<b>iii) Are the parents/community members aware about the following :</b>																																		
	<b>a) Quantity of MDM per child at Primary &amp; upper primary : (1,2,3,4,5)</b>																																		
	Total 188 parents and SMC members were interviewed during the school visit. It was found that most of the ST parents and community members were found illiterate however very few of them were found to be aware about the quantity of MDM per child at primary and upper primary level. They need to be oriented and mobilized to participate in day to day school activities.																																		



**b) Entitlement of quantity and types of nutrients in MDM per child as supplied in the menu :**

When we interacted with the parents and community members about entitlement of quantity and nutrients in MDM per child. It was found that they were totally ignorant about the entitlement of quantity and type of nutrients in MDM per child.



	<b>iv) Source of awareness about the MDM scheme :</b>																																																						
	<p>It was noticed that the source of awareness of parents and community members regarding MDM scheme was mostly teachers and children.</p> <p>Table.17.4 MDM: sources of awareness (% of schools)</p> <table border="1" data-bbox="336 378 1295 775"> <thead> <tr> <th>Sr. No</th> <th>Source</th> <th>Yes</th> <th>%</th> <th>No</th> <th>%</th> </tr> </thead> <tbody> <tr> <td>1</td> <td>Newspaper/ Magazine</td> <td>00</td> <td>00</td> <td>40</td> <td>100</td> </tr> <tr> <td>2</td> <td>Villagers/Friends/Relatives</td> <td>4</td> <td>10</td> <td>36</td> <td>90</td> </tr> <tr> <td>3</td> <td>Teacher</td> <td>36</td> <td>90</td> <td>4</td> <td>10</td> </tr> <tr> <td>4</td> <td>School (where the child is studying)</td> <td>15</td> <td>37.5</td> <td>25</td> <td>62.5</td> </tr> <tr> <td>5</td> <td>Radio</td> <td>00</td> <td>00</td> <td>40</td> <td>100</td> </tr> <tr> <td>6</td> <td>Television</td> <td>00</td> <td>00</td> <td>40</td> <td>100</td> </tr> <tr> <td>7</td> <td>Website</td> <td>00</td> <td>00</td> <td>40</td> <td>100</td> </tr> <tr> <td>8</td> <td>Any other</td> <td>00</td> <td>00</td> <td>40</td> <td>100</td> </tr> </tbody> </table>	Sr. No	Source	Yes	%	No	%	1	Newspaper/ Magazine	00	00	40	100	2	Villagers/Friends/Relatives	4	10	36	90	3	Teacher	36	90	4	10	4	School (where the child is studying)	15	37.5	25	62.5	5	Radio	00	00	40	100	6	Television	00	00	40	100	7	Website	00	00	40	100	8	Any other	00	00	40	100
Sr. No	Source	Yes	%	No	%																																																		
1	Newspaper/ Magazine	00	00	40	100																																																		
2	Villagers/Friends/Relatives	4	10	36	90																																																		
3	Teacher	36	90	4	10																																																		
4	School (where the child is studying)	15	37.5	25	62.5																																																		
5	Radio	00	00	40	100																																																		
6	Television	00	00	40	100																																																		
7	Website	00	00	40	100																																																		
8	Any other	00	00	40	100																																																		
<b>18.</b>	<b>INSPECTION &amp; SUPERVISION</b>																																																						
	<b>i) Has the mid day meal programme been inspected by any state / district / block level officers/officials?</b>																																																						
	<p>In all schools the Mid-day Meal programme was inspected regularly either by teachers or headmasters. In 32 schools it was inspected by the cluster level officials. In 12 schools it was inspected by the Additional Educational Officer. In 26 schools it was also inspected by the District level officials.</p> <p>Table.18.1 MDM: Inspection and supervision</p> <table border="1" data-bbox="368 1332 1262 1565"> <thead> <tr> <th>Sr. No</th> <th></th> <th>Yes</th> <th>%</th> <th>No</th> <th>%</th> </tr> </thead> <tbody> <tr> <td>1</td> <td>State level officers/officials</td> <td>00</td> <td>00</td> <td>40</td> <td>100</td> </tr> <tr> <td>2</td> <td>District level officers/officials</td> <td>26</td> <td>65</td> <td>14</td> <td>35</td> </tr> <tr> <td>3</td> <td>Block level officers/officials</td> <td>14</td> <td>35</td> <td>26</td> <td>65</td> </tr> <tr> <td>4</td> <td>Cluster level officers/officials</td> <td>32</td> <td>80</td> <td>08</td> <td>20</td> </tr> </tbody> </table>	Sr. No		Yes	%	No	%	1	State level officers/officials	00	00	40	100	2	District level officers/officials	26	65	14	35	3	Block level officers/officials	14	35	26	65	4	Cluster level officers/officials	32	80	08	20																								
Sr. No		Yes	%	No	%																																																		
1	State level officers/officials	00	00	40	100																																																		
2	District level officers/officials	26	65	14	35																																																		
3	Block level officers/officials	14	35	26	65																																																		
4	Cluster level officers/officials	32	80	08	20																																																		
	<b>ii) The frequency of such inspections?</b>																																																						
	The frequency of such inspections was found to be once in a month by the cluster level officials.																																																						
	<b>iii) Remarks made by the visiting of officers? if any?</b>																																																						
	No particular suggestions were made to improve the quality or no evidence was found that the visited officers had tested the food.																																																						

<b>19.</b>	<b>IMPACT</b>
	<b>Has the mid day meal improved the enrollment, attendance of children in school, any improvement in general well being, nutritional status of the children (to be verified from school record, discussion with students, teachers and parents. Is there any other incidental benefit to the children and school due to serving of mid-day-meal by VEC, PRI members?</b>
	It was reported that in 4 schools (10%) the mid-day meal programme had helped to improve the enrollment and in 33 schools (82.5%) it has helped to improve attendance of children and it is an unique contribution of MDM for enduring learning. It was also reported that MDM has helped to improve general well being and nutritional status of the child. But no such type of record was maintained by the schools or health department.
<b>B.</b>	<b>Any other issues relevant to MDM implementation</b>
	<b>MI may give a maximum 2 page note, on any other issues, relevant to MDM implementation, not covered above.</b>
	<p>1) In U.T of Dadra and Nagar Haveli most of the habitations are distantly located from one another and in many cases are separated by forest and are in hilly terrain.</p> <p>2) Entire area gets heavy rains for 3 to 4 months. As the monitoring team observed that last 2/3 schools do not get cooked meal till lunch time during dry season, so one can imagine the situation during the rainy season.</p> <p>3) It was reported by the students and teachers that the taste of the food cooked at the school was better than the one provided under the centralize scheme. Hence, that quantity of food consumed by them markedly reduced. It happens because more the time lag between cooking and consumption of food greater the deterioration in taste.</p> <p>4) If the children wont get the food by lunch time they may remain hungry. It will definitely affect their attention, concentration and comprehension, which will definitely affect their academic performance. All of those who go home during lunch time for having food may not come back for after lunch session.</p> <p>5) The delayed distribution of food also disrupts the daily routine of the school. All these factor will affect the quality of education.</p> <p>We think the scheme of centralize kitchen is more viable in urban area. But its utility reduce a great extent if executed in rural area. In addition to this execution of the scheme in rural school may pose danger to health of the students.</p> <p>These are few observations. The concern authorities may consider these issues seriously and rethink about the policy of providing the cooked food through a centralize agency.</p>
	<b>* The item no. 3, 4, 6, 11, 14, 15 and 16 are not applicable for the present system.</b>

**School list with DISE code and Criteria****District: U.T. Of Dadra and Nagar Haveli**

<b>Sr.No</b>	<b>Name of the school/ Village</b>	<b>DISE Code</b>	<b>Selection Criteria</b>
1	P.S Vaghdhara	0100103	a
2	P.S. Dayatfalia	0107210	a
3	P.S Ambafalia	0101803	b
4	P.S Patelpada	0101802	f
5	P.S Ambabari	0104501	h
6	P.S Vasda	0106605	b
7	P.S Devipada	0106601	j
8	P.S Gunsa	0104901	b
9	P.S Chikhlipada (Kaucha)	0104702	b
10	P.S Chisda	0106401	h
11	P.S Jamanvihiri	0106701	a
12	P.S Kherarbari	0105301	b
13	P.S. Bhujdapada	0103505	b
14	P.S Barafpada	0103503	h
15	P.S Maragpada	0103203	a
16	P.S Kolipada	0103204	b
17	P.S Kadupada	0103502	b
18	P.S Chikhali Khadipada	0102901	l
19	P.S Dadripada	0102904	d
20	P.S Chauda	0105601	a
21	P.S Bhagatpada	0103907	d
22	P.S Dadra (English Medium) School	0100105	h
23	P.S Talavali	0106201	k
24	P.S Valyaghola	0101404	c
25	P.S Bordanpada	0102805	h
26	P.S Sindurfalia	0101705	h
27	P.S Amrunpada	0102602	a
28	P.S Gangodapada	0100803	b
29	P.S Sili	0100509	b
30	P.S Dabhadpada	0100606	a
31	P.S Janathiyapada	0101107	a
32	P.S Dunglepada	0100602	b
33	P.S Ranpada	0100507	h
34	P.S Dhodhfalia	0101203	a
35	Niramalmata Primary School Shelte	0105404	b
36	P.S Silvassa (Marathi)	0107312	i
37	P.S Khadipada (Masat)	0102204	b
38	P.S Kudacha	0102301	b
39	P.S Chokipada	0102104	g
40	KGBV Khanvel	0103910	m